

SKETCHLEY HILL PRIMARY SCHOOL



KS1 Sit - a - Sat
Information for parents and
carers

What to Expect...

- Children will complete formal government issued tests (quizzes) throughout May to support teachers in making an accurate judgement of your child's progress and attainment. (How much they have learnt and what they have achieved.)

- Nationwide all children working in Year 2 will sit the same tests during May.
- The tests consist of:
 - Two reading papers
 - Two maths papers.
- There is no formal spelling, punctuation, grammar or writing test.

- We mark the tests.
- The raw score (eg. 32/50) is recorded.
- In June the government issues a standardisation grid to allow us to convert the raw score (32/50) into a score out of 100. (eg. 32 = 95)
- The standardisation grid is different year on year.
- Children who achieve 100 + have 'passed' Year 2.

What if my child doesn't achieve 100?

- Some children will not achieve 100 in all of their tests.
- This is for many reasons; some children are not developmentally ready for the assessments.
- Some children do not perform well under timed restrictions.
- It may be a windy day/ sunny day/ follows a bad night/ its nearly their birthday/ all of the other things that affect our young children...

- Depending on their score (99 is close enough – 80 is not) they will be given intervention tasks to try and ‘Close the Gap’ as much as possible before the end of Year 2 and this will continue in Year 3.
- Many of the children already receive intervention activities as we assess daily to ensure that they are on track.
- Very few pupils surprise us in the tests – any child who is unlikely to achieve the 100 will already be accessing extra support.

- Year 2 doesn't end at the end of May!
- Even though tests are complete – these scores are not reported to the government.
- We, as class teachers, can use the scores to support our evidence in reaching a Teacher Assessment for your child from their class work, their tests and their overall ability.
- The Teacher Assessments are reported to the government in late June and to parents and carers in the end of year report.

Our aim is to get the best from your child without telling them they are in a test situation or causing unnecessary distress.



Children will know the assessments as quizzes and they are asked to do their best, read the questions carefully and answer them as fully as possible.

How you can help at home...

- Don't worry!
- Regular reading and talking with your child about what they are reading
- Try to ensure good attendance and punctuality (lessons start at 8.50am and children who are late miss important spelling and phonics which finish at 9.10)

The next few slides are example pages from the test papers.



Questions 9 – 18 are about
Plastics and the Environment (pages 8 – 9)

(page 8)

9 When were plastics first made?

(page 8)

10 Tick **two** good points about plastics.

Plastics can be...

Tick **two**.

nice to smell

any shape.

grown.

eaten.

many colours.

18

Put ticks in the table to show which sentences are **true** and which are **false**.

One has been done for you.

The information says that...	True	False
recycling is a good way to get rid of unwanted plastics.	✓	
we should use more things made of plastic.		
today we use plastics a lot.		
plastic is hard to get rid of.		
plastics rot.		


19

$$43 + 38 = \boxed{}$$




20

$$86 - 21 = \boxed{}$$




Two of the numbers are in the **wrong** bag.

Draw a cross (X) on each of them.




even numbers



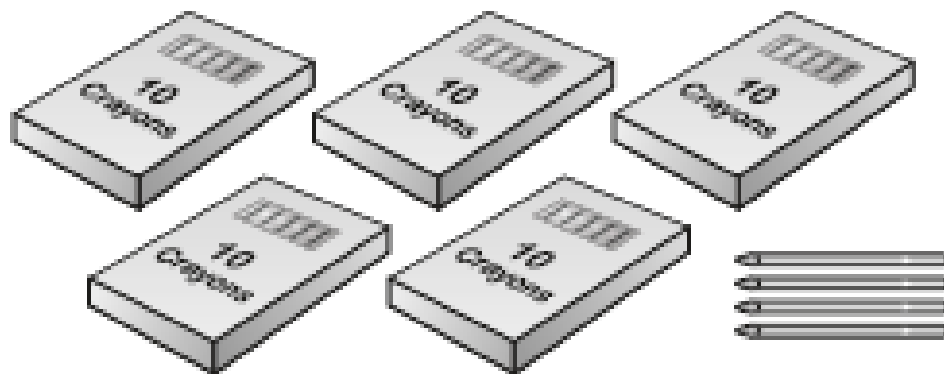
odd numbers

Ben has 13 crayons.



Here are Abdul's crayons.

How many crayons does Abdul have?



crayons

Finally...

Thank you for reading this information –
please get in touch with your class
teacher if you have any questions.

Miss Castle, Mrs Guest, Mrs Smyth and
Miss Evans

