SketchleyHill
Primary School

Year 3 - 6

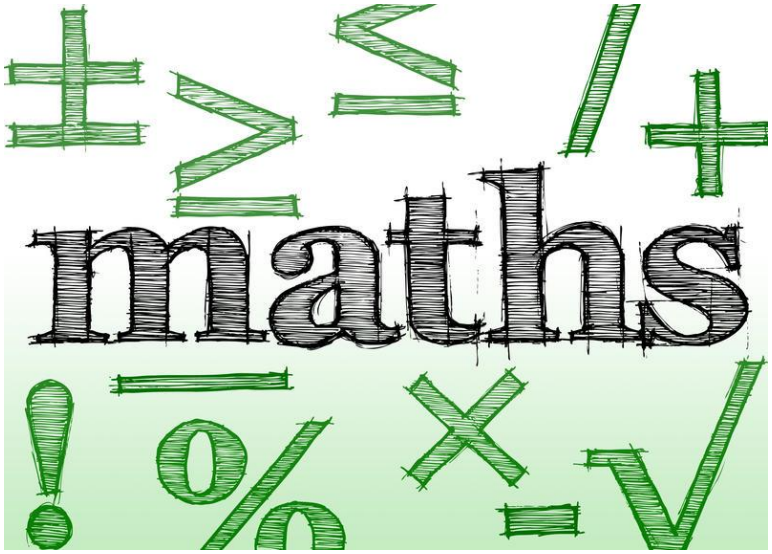

Aims

- During this unprecedented time seeing everyone in school at our usual workshops has been had to be cancelled. However, your child’s education is still in full swing and we hope that this PowerPoint helps to inform you of what/how your child is being taught during their day at school.
- If you have any questions, please book time with your child’s class teacher to talk through concerns.

English

- *Reading, Writing, Spelling and Phonics*

Maths

- *Core Aims, Calculations*

Led by: Miss Castle – English Leader and KS1 leader & Mrs Guest & Mrs Smyth – Maths Leaders

CURIOSITY CURRICULUM

Over the last four years at Sketchley, we have worked hard to develop the whole school curriculum we have been teaching to your children. The transition from the Creative Curriculum to a Curiosity Curriculum has been a huge success with children and parents/carers alike all praising the learning experiences that have taken place. We have seen an improvement in engagement of pupils in the lessons they have experienced, exciting trips and visitors, fabulous creative work produced by the children, both at school and at home, but most of all, a tremendous increase of fun and excitement from everyone involved. We can't thank parents and carers enough who have supported us over the last few years.

Please find information about our Curiosity Curriculum on our website where it details a clear intent of what we want to achieve at Sketchley. Don't forget to keep an eye on Twitter too (the link can also be found on our school website) displaying photos and videos of the fun and exciting lessons your children will be enjoying.

Online Safety

Online Safety is an important part of keeping children safe at Sketchley Hill Primary School .

We have extensive measures in place in school, which are monitored, to help safeguard pupils from potential dangers or unsuitable material.

Online Safety is taught to all pupils explaining and demonstrating how to stay safe and behave appropriately online.

We can only be successful in keeping children safe online if we work with parents and carers to ensure the Online Safety message is consistent. Please continue to speak to your child about how they can keep safe and behave appropriately online.

Mr Cader

Reading

Reading is key to all literacy…

We all know that if children find reading tricky, all elements of life becomes difficult. During their time in EYFS and KS1 your child has been taught the mechanics of reading through phonics, context and vocabulary lessons. Now, they need to practice, and the more they practice the better they will become.

Allowing your child the opportunity to read books of their choice is important. Giving them ownership of their learning is what will help them to grow.

Sharing stories

Sharing stories with your child daily is really important. Not only is it time to learn together, talk about new vocabulary and enjoy something which is both imaginative and fun, but it also reinforces the importance of literature in your home.

Sharing stories can be hearing your child read, reading to your child, using the computer to research facts or sharing a child friendly magazine or newspaper. You do not need to hear your child read every night. Sharing stories is about creating a love of literature and requires a varied approach.

Writing

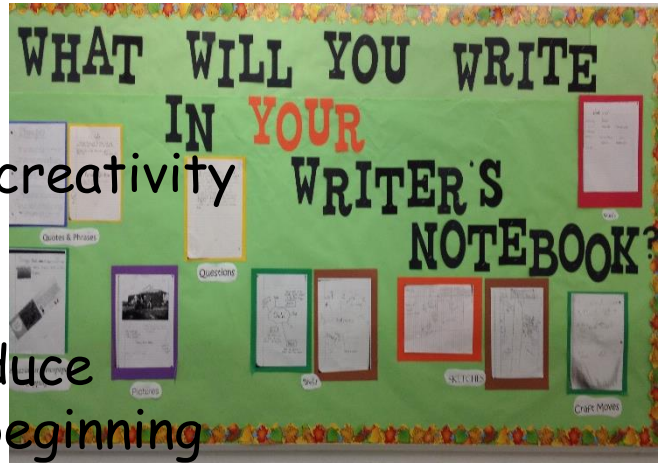

Writing in Key Stage 2 is a development of creativity and learning new types of writing.

Children in Years 3-6 can form letters, produce simple to more complex sentences and are beginning to organise their writing in different and more adventurous ways.

At this point writing becomes less about the skills of pen and paper and more about giving the children something to write about.

This comes back to reading, experiences and talk. Your child's imagination is stimulated through talk – asking questions – real life experiences – events, days out, walking through the park - and reading new things. This is why the majority of writing that we do at Sketchley Hill is linked to the Curiosity Curriculum.

Spelling is taught through Read, Write, Inc spelling. With 15 mins taught daily incorporating a spelling focus and 'red' or 'orange' words.

The children are taught through video, games and written activities. They are quick sessions aimed for maximum effect. Alongside the spelling the children are taught grammar activities – homophones, choose the right word…

It is a positive programme with children being encouraged to make their own corrections rather than getting it wrong.

.

Maths

The Maths Curriculum

Children should:

- Become **fluent** in the fundamentals of mathematics, including through varied and frequent practice with increasingly complex problems over time, so that pupils develop conceptual understanding and the ability to recall and apply knowledge rapidly and accurately.

- **Reason mathematically** by following a line of enquiry, conjecturing relationships and generalisations and developing an argument, justification or proof using mathematical language.

- **Solve problems** by applying their mathematics to a variety of problems with increasing sophistication, including breaking down problems into a series of simpler steps and persevering in seeking solutions.

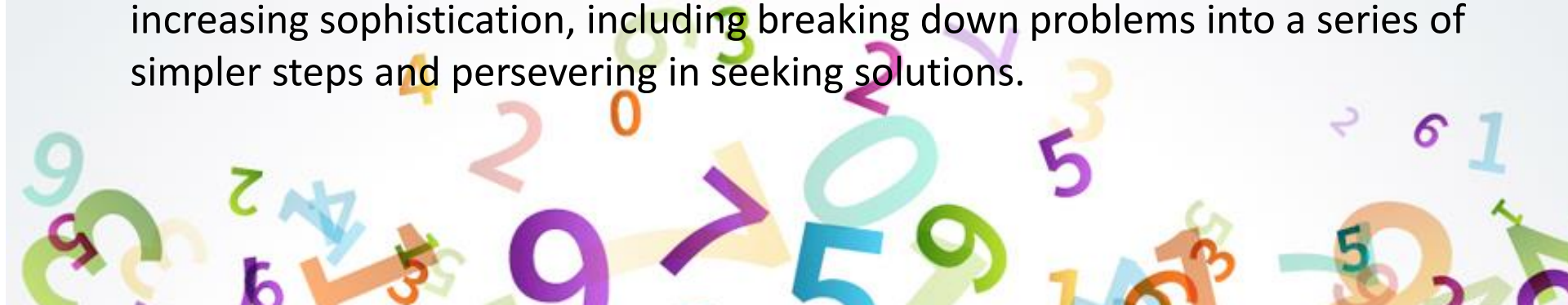

To develop number sense we explore maths using concrete resources following to pictorial representations leading to abstract.

Concrete Pictorial Abstract

Concrete	Pictorial	Abstract
Combining two parts to make a whole (use other resources too e.g. eggs, shells, teddy bears, cars). 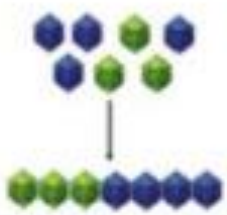	Children to represent the cubes using dots or crosses. They could put each part on a part whole model too. 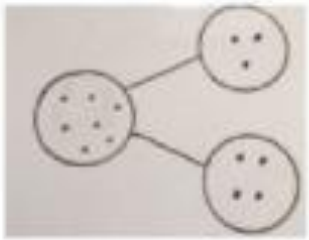	4 + 3 = 7 Four is a part, 3 is a part and the whole is seven. 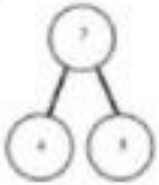
Counting on using number lines using cubes or Numicon.	A bar model which encourages the children to count on, rather than count all. 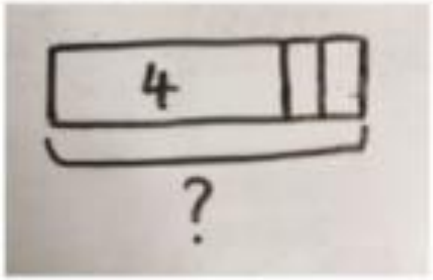	The abstract numberline: What is 2 more than 4? What is the sum of 2 and 4? What is the total of 4 and 2? 4 + 2

We use the Power Maths scheme. Power Maths is a growth mindset approach to **maths** and focuses on helping all children to build a deep understanding of **maths** concepts.

For the four operations, addition, subtraction, multiplication and division, we follow the Power Maths calculation policy.
https://www.pearsonschoolsandfecolleges.co.uk/Primary/Mathematics/CompleteSchemes/Power-Maths/power-maths-calculation-policy.aspx

Year 6 children usually take SATs in May.
There are 3 papers:

Test 1 – Arithmetic

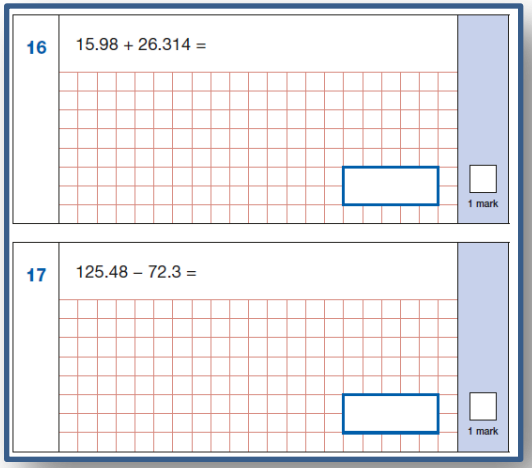

16 15.98 + 26.314 =

1 mark

17 125.48 – 72.3 =

1 mark

Tests 2 and 3 – Reasoning

A packet contains 1.5 kg of oats.



Every day Maria uses 50 g of oats to make porridge.

How many days does the packet of oats last?

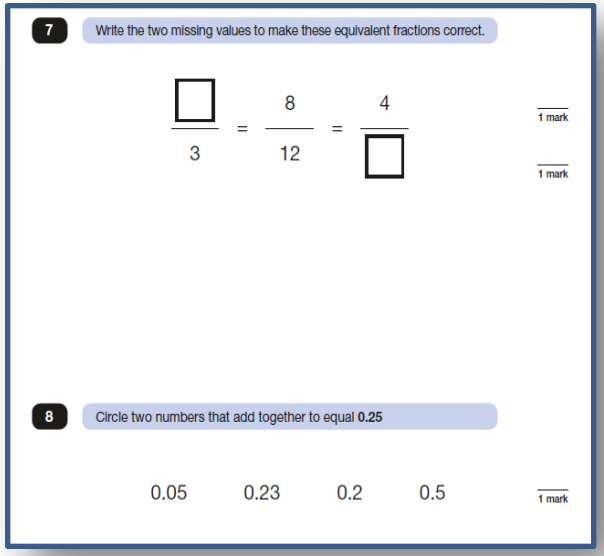

7 Write the two missing values to make these equivalent fractions correct.

$$\frac{\square}{3} = \frac{8}{12} = \frac{4}{\square}$$

1 mark

1 mark

8 Circle two numbers that add together to equal **0.25**

0.05 0.23 0.2 0.5

1 mark

Year 3 & 4 Mad Maths sheets

These are the basic skills that your child needs to learn.

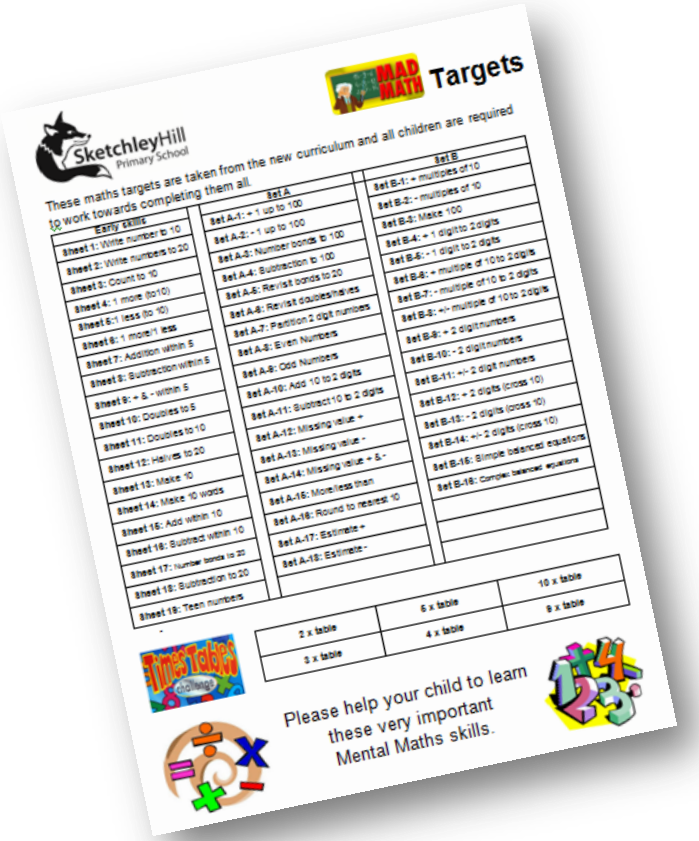

SketchleyHill Primary School

MAD MATH Targets

These maths targets are taken from the new curriculum and all children are required to work towards completing them all.

Early skills	Set A	Set B
Sheet 1: Write number to 10	Set A-1: + 1 up to 100	Set B-1: + multiples of 10
Sheet 2: Write numbers to 20	Set A-2: - 1 up to 100	Set B-2: - multiples of 10
Sheet 3: Count to 10	Set A-3: Number bonds to 100	Set B-3: Make 100
Sheet 4: 1 more (to10)	Set A-4: Subtraction to 100	Set B-4: + 1 digit to 2 digits
Sheet 5:1 less (to 10)	Set A-5: Revisit bonds to 20	Set B-5: - 1 digit to 2 digits
Sheet 6: 1 more/1 less	Set A-6: Revisit doubles/halves	Set B-6: + multiple of 10 to 2 digits
Sheet 7: Addition within 5	Set A-7: Partition 2 digit numbers	Set B-7: - multiple of 10 to 2 digits
Sheet 8: Subtraction within 5	Set A-8: Even Numbers	Set B-8: +/- multiple of 10 to 2 digits
Sheet 9: + & - within 5	Set A-9: Odd Numbers	Set B-9: + 2 digit numbers
Sheet 10: Doubles to 5	Set A-10: Add 10 to 2 digits	Set B-10: - 2 digit numbers
Sheet 11: Doubles to 10	Set A-11: Subtract 10 to 2 digits	Set B-11: +/- 2 digit numbers
Sheet 12: Halves to 20	Set A-12: Missing value +	Set B-12: + 2 digits (cross 10)
Sheet 13: Make 10	Set A-13: Missing value -	Set B-13: - 2 digits (cross 10)
Sheet 14: Make 10 words	Set A-14: Missing value + & -	Set B-14: +/- 2 digits (cross 10)
Sheet 15: Add within 10	Set A-15: More/less than	Set B-15: Simple balanced equations
Sheet 16: Subtract within 10	Set A-16: Round to nearest 10	Set B-16: Complex balanced equations
Sheet 17: Number bonds to 20	Set A-17: Estimate +	
Sheet 18: Subtraction to 20	Set A-18: Estimate -	
Sheet 19: Teen numbers		

2 x table	5 x table	10 x table
3 x table	4 x table	9 x table

Please help your child to learn these very important Mental Maths skills.

SketchleyHill Primary School

MAD MATH

These maths targets are taken from the new curriculum and all children are required to work towards completing them all.

Early skills	Set A	Set B
Sheet 1: Write number to 10	Set A-1: + 1 up to 100	Set B-1: + multiples of 10
Sheet 2: Write numbers to 20	Set A-2: - 1 up to 100	Set B-2: - multiples of 10
Sheet 3: Count to 10	Set A-3: Number bonds to 100	Set B-3: Make 100
Sheet 4: 1 more (to10)	Set A-4: Subtraction to 100	Set B-4: + 1 digit to 2 digits
Sheet 5:1 less (to 10)	Set A-5: Revisit bonds to 20	Set B-5: - 1 digit to 2 digits
Sheet 6: 1 more/1 less	Set A-6: Revisit doubles/halves	Set B-6: + multiple of 10 to 2 digits
Sheet 7: Addition within 5	Set A-7: Partition 2 digit numbers	Set B-7: - multiple of 10 to 2 digits
Sheet 8: Subtraction within 5	Set A-8: Even Numbers	Set B-8: +/- multiple of 10 to 2 digits
Sheet 9: + & - within 5	Set A-9: Odd Numbers	Set B-9: + 2 digit numbers
Sheet 10: Doubles to 5	Set A-10: Add 10 to 2 digits	Set B-10: - 2 digit numbers
Sheet 11: Doubles to 10	Set A-11: Subtract 10 to 2 digits	Set B-11: +/- 2 digit numbers
Sheet 12: Halves to 20	Set A-12: Missing value +	Set B-12: + 2 digits (cross 10)
Sheet 13: Make 10	Set A-13: Missing value -	Set B-13: - 2 digits (cross 10)
Sheet 14: Make 10 words	Set A-14: Missing value + & -	Set B-14: +/- 2 digits (cross 10)
Sheet 15: Add within 10	Set A-15: More/less than	Set B-15: Simple balanced equations
Sheet 16: Subtract within 10	Set A-16: Round to nearest 10	Set B-16: Complex balanced equations
Sheet 17: Number bonds to 20	Set A-17: Estimate +	
Sheet 18: Subtraction to 20	Set A-18: Estimate -	
Sheet 19: Teen numbers		

Key Stage 2 expectations	
1st half term (Autumn, Spring & Summer)	2nd half term (Autumn, Spring & Summer)
2 x table, 10 x table, 5 x table 3 x table, 4 x table	6 x table, 7 x table, 8 x table 9 x table, 11 x table, 12 x table
57+ out of 60	57+ out of 60

Please help your child to learn these very important Mental Maths skills.

Year 4 children will now be tested on their table knowledge at speed

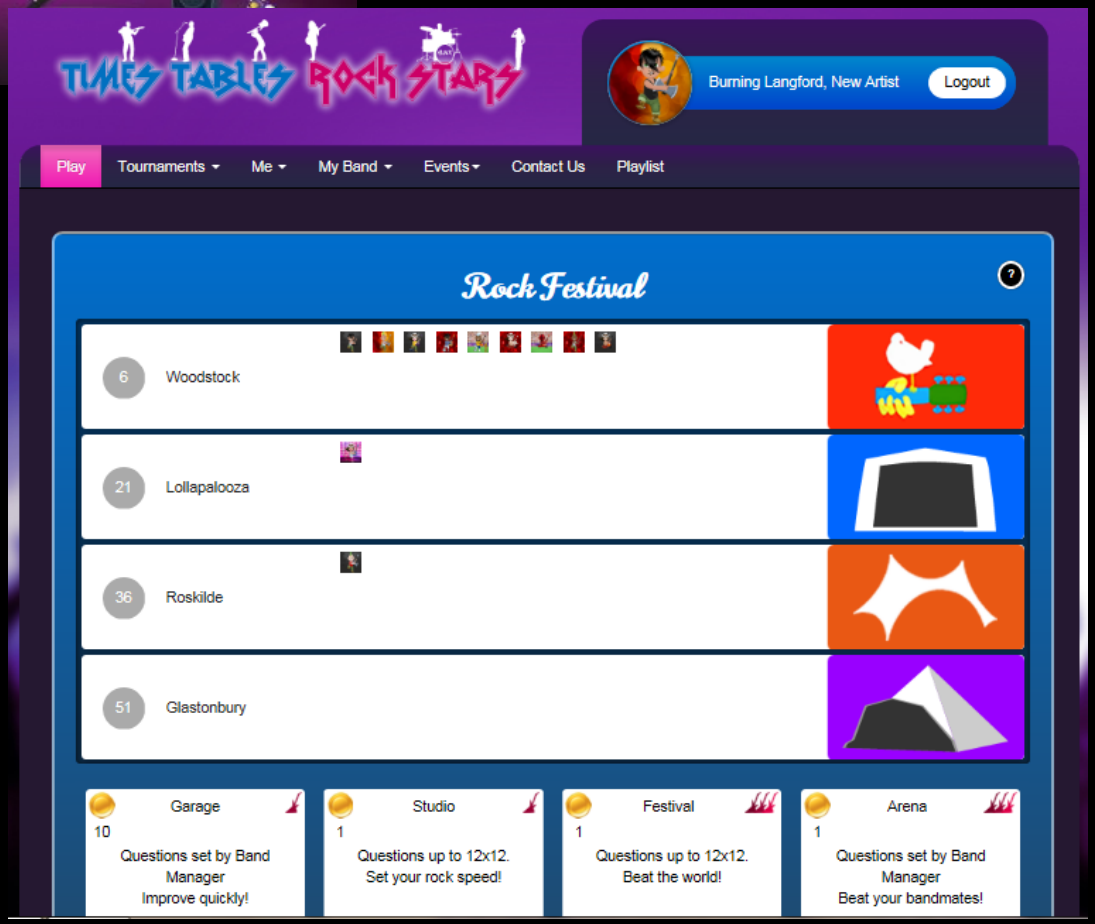

Year 5

Weekly homework
linked to weekly focus

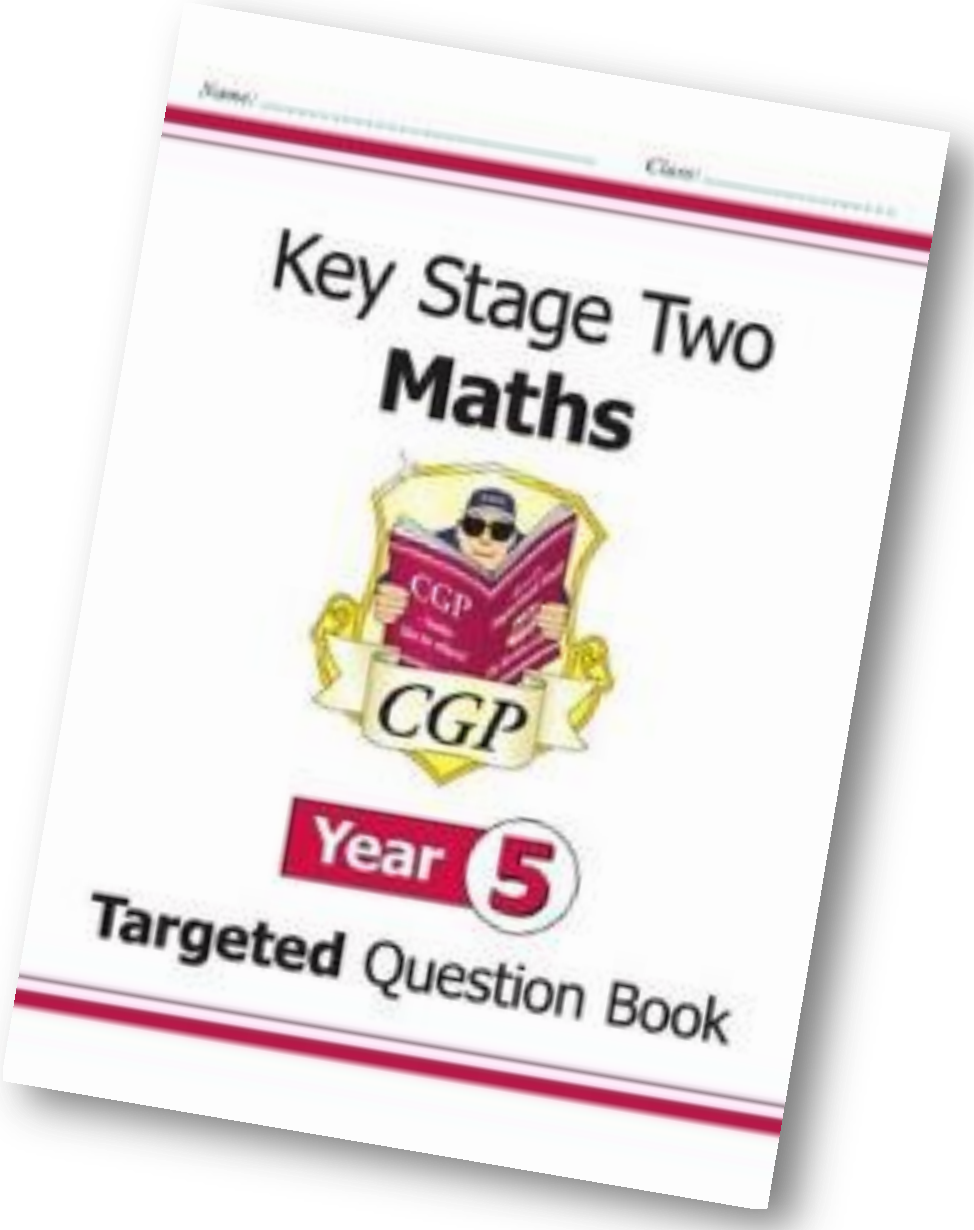

Year 6 (SATs year)

Work through the SAT books provided to help your child with the understanding of the concepts they will encounter.

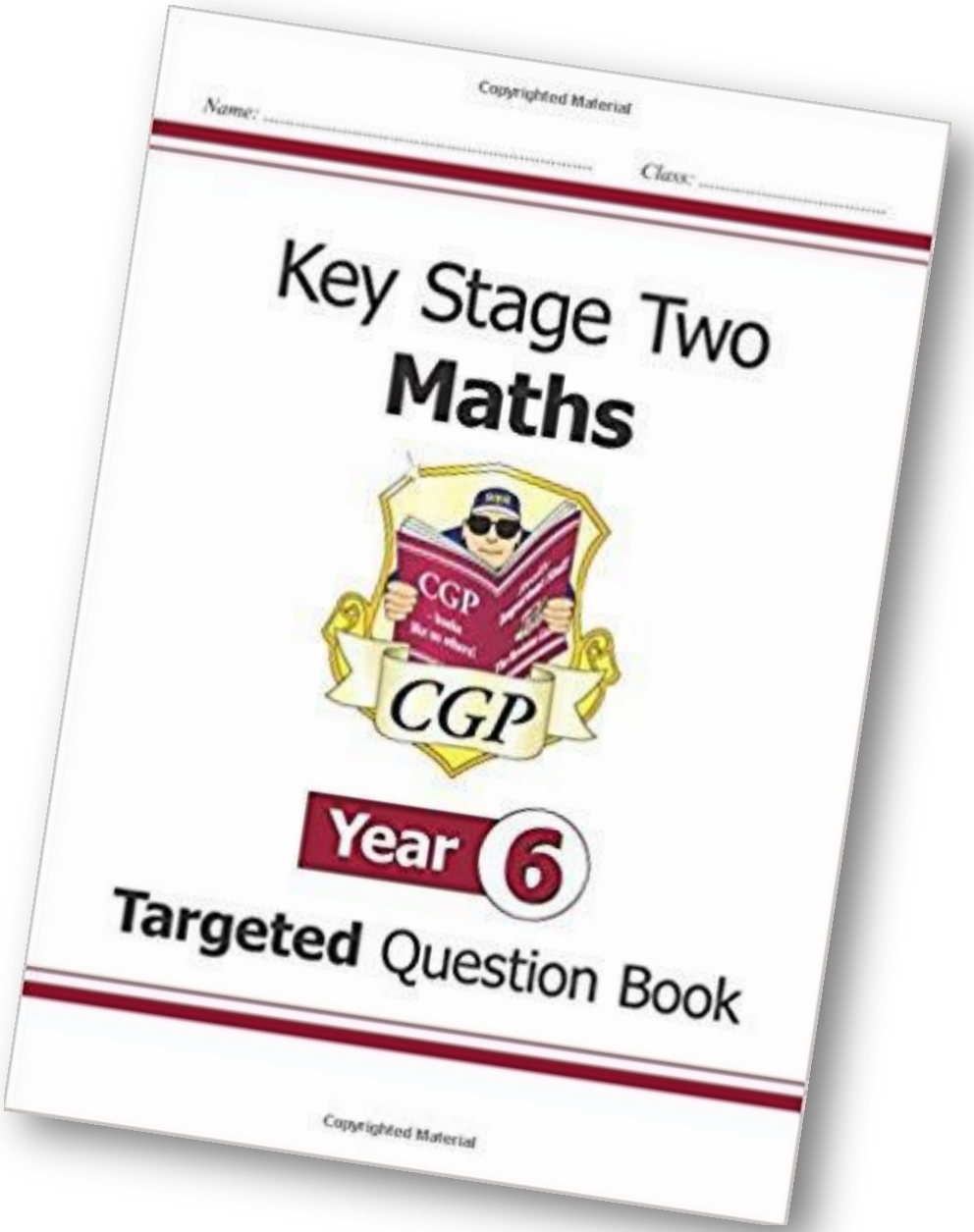

MyMaths.co.uk

MATHS HOMEWORK LOG ON SUPPORT!

We have invested in what we believe will be a valuable Maths resource, MyMaths.co.uk.

It is highly recommended by many local schools including **'Hasting High School'**. All Maths homework at Hastings is set using this resource and it seems appropriate that we prepare our children as early as possible.

It allows children the chance to revisit through the weekly Maths topic before having a go at some questions based on it. It is tailored to meet the needs of all children ranging from Level 1 - 6. Your child's teacher will set work on MyMaths when it is appropriate to do so, **If no specific task has been set then please have a go at the weekly focus or something that your child finds tricky.** The teacher will also check the Level appropriateness of the particular topic and set your child's homework accordingly (sometimes this may be the Level **above** or **below** depending on the task).

We hope that the children will enjoy using this resource at home and that you enjoy working with your child on it too.

Thank you for your continued support at home.

J Tarrant
Maths Subject Leader

Below are some instructions on how to log in . Whilst it is flash based, and therefore will not work natively on Apple machines, we have found an app that is FREE to download called Puffin Academy that allows you to use it on iPads etc.

Go to http://www.mymaths.co.uk (please add to favourites)
There is a link on our website to this.
Username: sketchley
Password: sketchleyhill

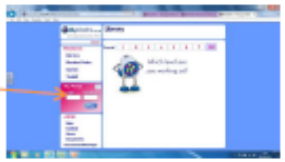

This is now Sketchley's homepage.

Every child has an individual log on (so we can set & track work).
Username: 3 numbers
Password: 3 letters

If a task has been set, it will appear and children **can** revisit a 'teach' (optional) before answering the questions. You can have as many goes as you would like, however these goes are recorded and your teacher will get a list of results for their class.

HAVE FUN !

Remember: if no task has been set then please use this as a resource to help with any topics that they struggle with, at their level !

Sometimes work is set on our computer based platform.

Please ask if you are unsure about how to use this site.

Top tips for parents and families:

Be positive about maths. Don't say things like "I can't do maths" or "I hated maths at school"; your child might start to think like that themselves.

Point out the maths in everyday life. Include your child in activities involving maths such as using money, cooking and travelling.

Praise your child for effort rather than talent - this shows them that by working hard they can always improve.

Thank you all for supporting us and your children.